

Split EMI Suppression Cores (CF Series)

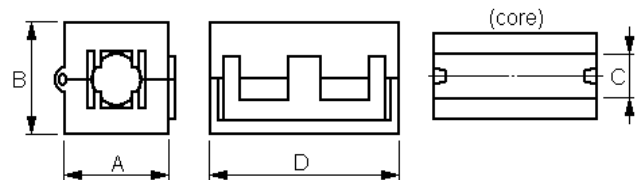
Description :

Split EMI Suppression Core (CF Series) consists with a nylon plastic case and two half ferrite cores. It can be clamped on cable easily so don't need cut the existing cable firstly and can be removed from cable without damage. Due to this feature, Split EMI Suppression Core (CF Series) can be installed after assembly products to suppress high frequency noise from cables and save the time before marketing.

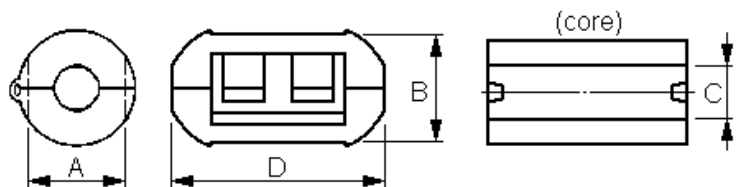
RoHS 2.0
2011/65/EU

Applications :

- Suppress high frequency noise from cables to compliance with FCC, VDE and VCCI.
- Suitable for various power / signal cables inside or outside the equipments.
- Widespread use for electric equipments like NB, PC, monitor, printer, digital camera, power supply, DVD player, fax machine, medical equipment, internet wire, and etc.

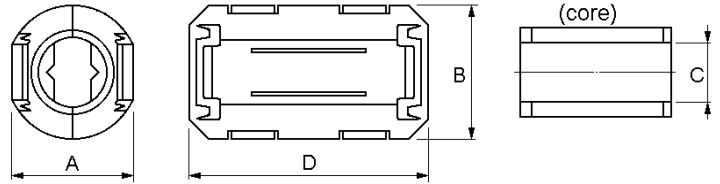


Part Number	A (mm)	B (mm)	C (mm)	D (mm)	Typical Impedance (ohm)		Z-F Fig.
					25MHz	100MHz	
CF-65SN	17.8	19.5	6.5	32.5	140	240	1
CF-100SN	22.3	23.3	10.0	32.6	120	190	2
CF-130SN	29.6	30.5	13.0	33.0	125	280	3

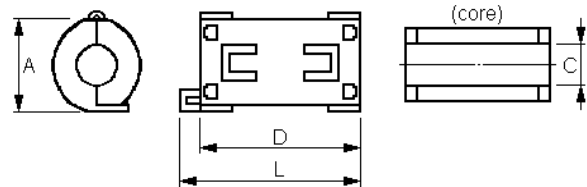


Part Number	A (mm)	B (mm)	C (mm)	D (mm)	Typical Impedance (ohm)		Z-F Fig.
					25MHz	100MHz	
CF-50R	14.5	15.7	5.6	29.0	75	155	5
CF-75RH	18.9	20.7	7.0	39.1	105	285	6

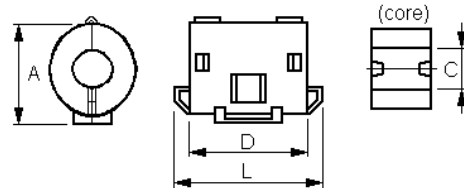
Split EMI Suppression Cores (CF Series)



Part Number	A (mm)	B (mm)	C (mm)	D (mm)	Typical Impedance (ohm)		Z-F Fig.
					25MHz	100MHz	
CF-35MN	11.7	13.0	3.5	25.0	120	165	4
CF-50MN	11.7	13.0	5.0	25.0	75	165	5
CF-70M	14.8	17.0	7.0	30.0	80	155	6
CF-90MN	18.0	19.7	9.0	35.0	90	160	7

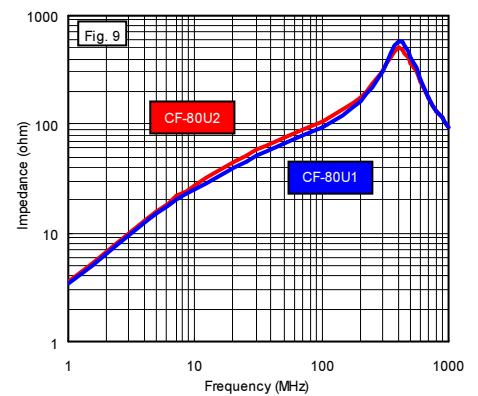
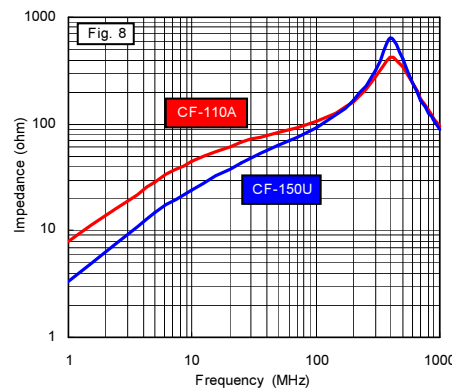
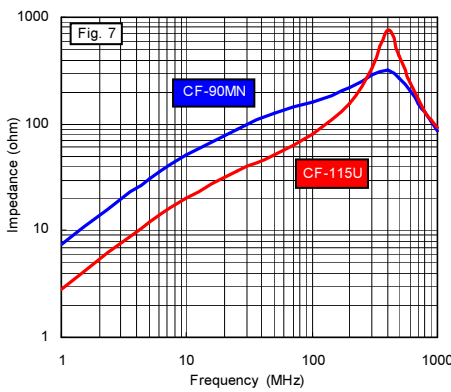
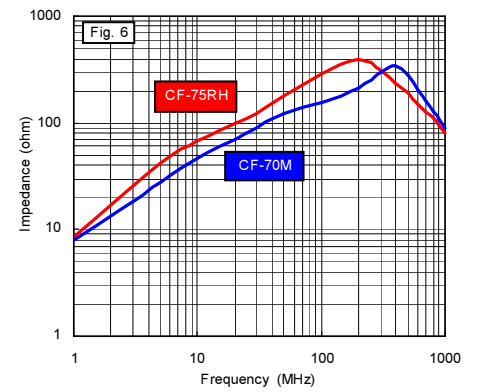
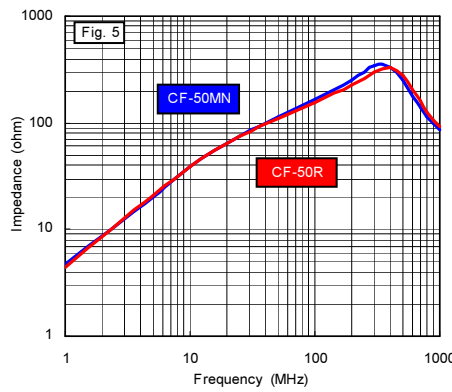
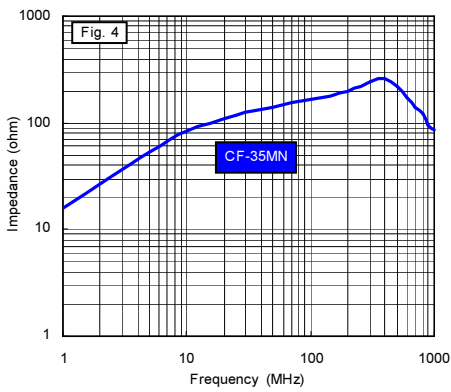
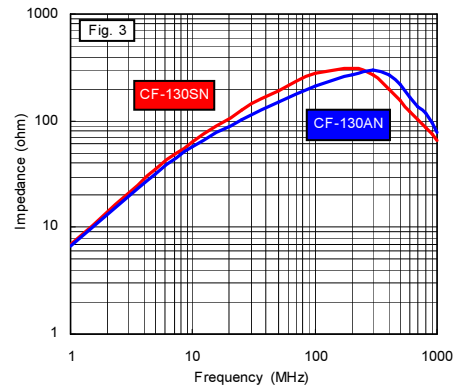
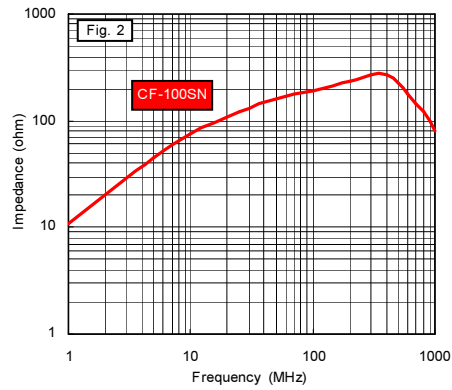
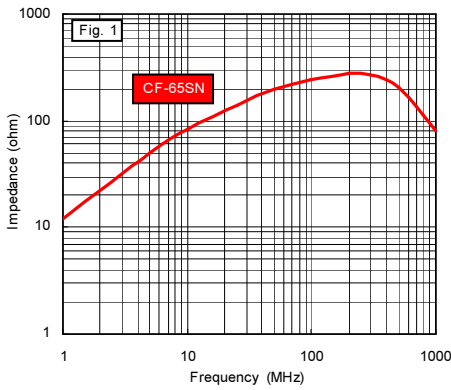


Part Number	A (mm)	C (mm)	D (mm)	L (mm)	Typical Impedance (ohm)		Z-F Fig.
					25MHz	100MHz	
CF-110A	20.1	11.1	32.0	36.1	65	105	8
CF-130AN	29.5	13.0	34.0	39.2	100	205	3



Part Number	A (mm)	C (mm)	D (mm)	L (mm)	Typical Impedance (ohm)		Z-F Fig.
					25MHz	100MHz	
CF-80U1	21.5	8.15	16.8	23.0	40	95	9
CF-80U2	21.5	8.15	19.7	25.8	50	105	9
CF-115U	30.5	11.4	17.7	24.0	35	80	7
CF-150U	31.5	15.0	15.2	21.5	40	90	8

Split EMI Suppression Cores (CF Series)



Note : 1. Above test condition is a diameter 1.0mm with 10cm length wire through the core to compare the impedance for reference.
 2. For actually application, the wire length and diameter is different and impedance reading will not the same.

